


Barefoot Lawrence

A Megafauna Mystery



Can you help us uncover the mystery of the hidden bones and the old diary?
Read the diary of past student Lawrence Locke and follow his adventures on your excursion to Brewongle EEC.

Health and Safety Issues

As you are working out in the field you need to be aware that:

- Ground material is often covered in moss and can be very slippery.
- Vines and dense undergrowth can trip.
- Fallen trees can be rotten and weak.
- Some animals can deliver painful or venomous bites.
- On slopes, rocks can be easily dislodged.

Outcomes

History K-10

HT2-2 describes and explains how significant individuals, groups and events contributed to changes in the local community over time

HT2-5 applies skills of historical inquiry and communication.

English K-10

EN2-1A communicates in a range of informal and formal contexts by adopting a range of roles in group, classroom, school and community contexts

EN2-10C thinks imaginatively, creatively and interpretively about information, ideas and texts when responding to and composing texts

EN2-11D responds to and composes a range of texts that express viewpoints of the world similar to and different from their own.

Student Name: _____

This page is intentionally blank

Pre-visit Task

The Diary

Read the diary of Lawrence Locke – student of Sackville North Public School, 1916

Examine the picture of Lawrence. This is historical evidence.

What does this picture tell us about Lawrence?



Every morning Lawrence had chores to do. What were his chores?

1. _____
2. _____

List two chores that you have to do at home?

1. _____
2. _____

Jimmy was a Boorooberongal man.

Look at <http://www.sydneybarani.com.au/sites/aboriginal-people-and-place/>

Which part of Sydney are the Boorooberongal clan from? _____

Which language would have been his first language? _____

The Aboriginal man in the story, “tracked the footprint” of the creature. What do you think *tracked* means? _____

Use the **internet** to answer the following;

What is megafauna? _____

Visit the **Australian Museum website**

<http://australianmuseum.net.au/Australias-extinct-animals>

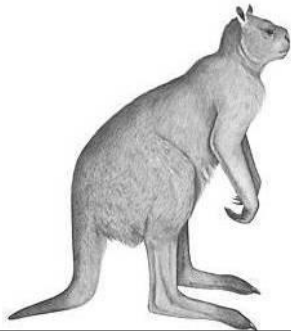
List 3 things which interest / fascinate you about megafauna.

Excursion Task

Spot the Megafauna

In this space record, anything about the animal that you can find during the day


Height		Diet	
Length		Strength	
Speeds		Walks on 2 or 4 legs	



Procoptodon goliah

A strong fast moving herbivore.


Height: 2-3



Diprotodon optatum

An extremely strong slow moving herbivore.


Height: 2m Length: 3m



Thylacaleo carnifex

Fast and ferocious predator who loves to eat giant kangaroo and wombat.

Height: 75cm Length 1.5m



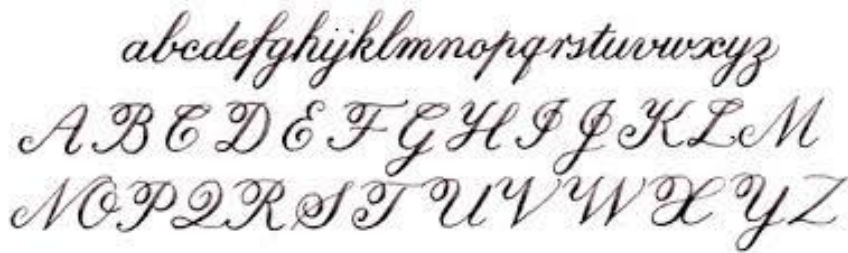
Obdurodon dicksoni

A large-billed platypus with teeth, this species eats insects, yabbies and other crustaceans.

Length 60cm

Images from the Australian Museum

Activity One – Inside the old classroom



Try writing your name in the space below using copperplate script:

Use the two Primary sources (school photo and school roll) to answer the following questions in copperplate script:

1. How old was Lawrence Locke in 1916? (Pupil's age) _____

2. What year was Harold (Harry) Jerome Morley enrolled? (date of admission) _____

3. What was the name of Harold's parent or guardian? _____

4. Look at the photo provided, what do you notice about the student's feet?

5. Write one other feature you notice about these students.

Activity Two: Bones and Bush Resources


We will unveil Lawrence's bone discovery that Brewongle EEC staff found after a visit to Grandma Locke's property.

What part of an animal do you think it is? _____

Why? _____

Discover the bush knowledge of Jimmy as you explore our Aboriginal Bush Resource Track.

9 - dyarralang




S _____
G _____ W _____

wattungle

USES:
Fish poison, antiseptic lotion.
Weapon, tools and coolamons.

8 - dyarralang




S _____ B _____

buran

USES:
Canoes, huts, shields and coolamons and string rolled from bark

7 - dyarralang




K _____ G _____

durawi

USES:
Seeds used for grain and to make bread, kangaroo food


6 - bulla bulla bulla



M _____ R _____

USES:
String, Mats, baskets and dilly bags. Seeds ground to make cakes.

5 - bulla bulla wargul



G _____

naam-burra

USES:
Fruits were eaten. Inner bark used as a bush bandaid.

Post-visit Task

Post Visit Resources

Brewongle needs a creative way of showing the story of Barefoot Lawrence. We would like you to help us and make a four panel comic strip that tells part of Lawrence's story.

Step 1: Design Lawrence

Add to the figure Lawrence's historical clothing.

Add features to Lawrence's face in a cartoon style.



Step 2: Design the scene

Pick one small part of Lawrence's story:

How Lawrence found the bone.

Jimmy's story of the creature in the valley.

A day in the classroom.

Tricking Brutus the bull.

Describe what you will draw in each box on the following page:

Box 1 _____

Box 2 _____

Box 3 _____

Box 4 _____

